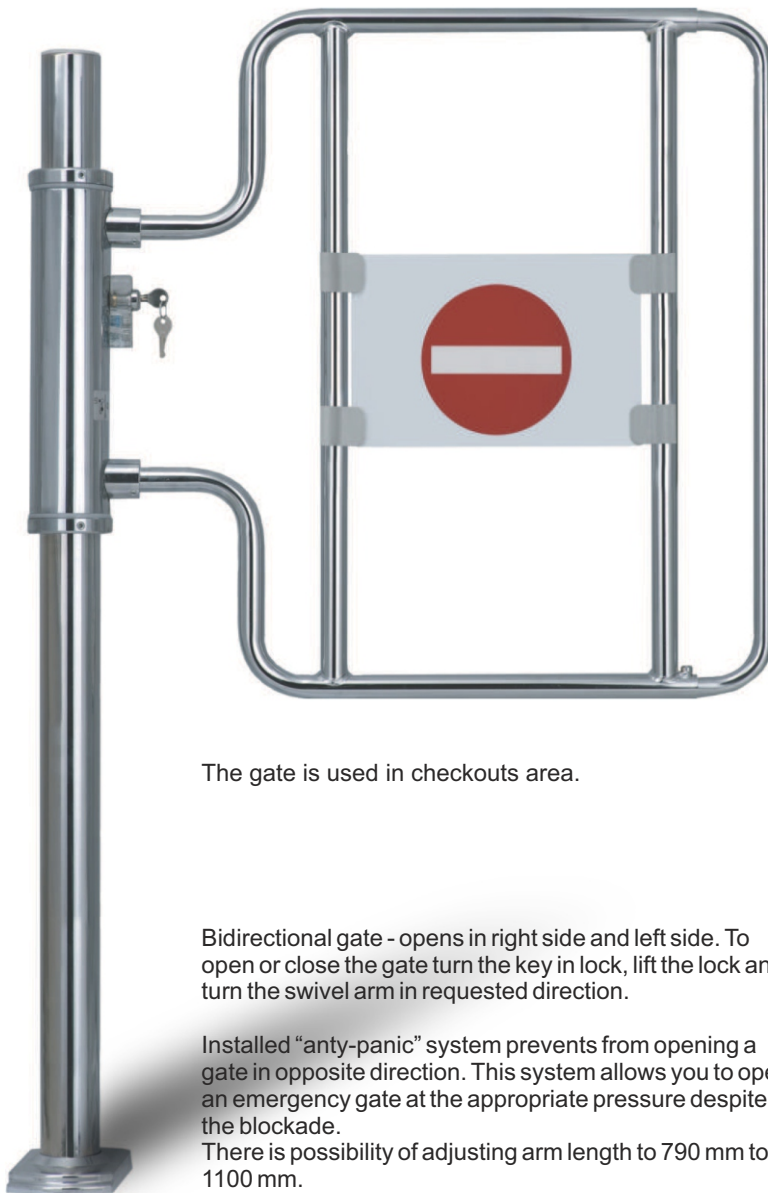


CHECKOUT BARRIER PORTA'C2

Checkout barriers Porta'C2 with high bar H-725



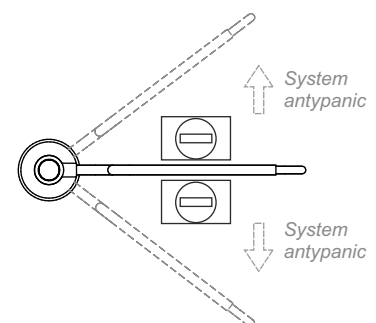
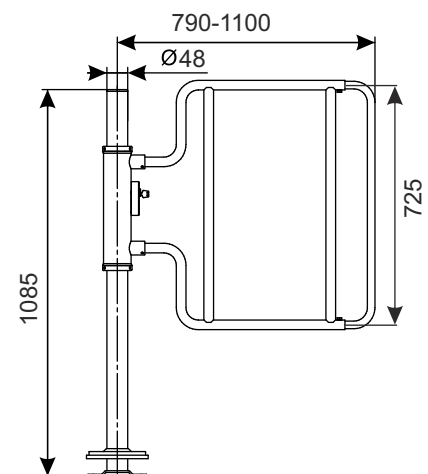
The gate is used in checkouts area.

Bidirectional gate - opens in right side and left side. To open or close the gate turn the key in lock, lift the lock and turn the swivel arm in requested direction.

Installed "anti-panic" system prevents from opening a gate in opposite direction. This system allows you to open an emergency gate at the appropriate pressure despite the blockade.

There is possibility of adjusting arm length to 790 mm to 1100 mm.

Gateway fixed to the ground.



PRODUCT NAME	FINISH	INDEX
Checkout barrier Porta'c2:		
Checkout barrier	chrome	919-320-538
Bar of the entrance H-725	chrome	919-320-519

S CUSTOMER GUIDANCE SYSTEMS